



Installation Manual >> Tool Box



4mm Allen key
10mm wrench/spanner

3x M6x25 bolts
3x M6x15 bolts
3x spacers
6x washers
3x nyloc nuts




Installation Manual >> Tool Box

Get the tools and hardware ready for the installation.



OUTBACK MOTORTEK

Insert the bolts from the outside and add the spacers on the inside.




Fold the foam padding to have access to all three mounting holes



OUTBACK MOTORTEK

Line up the mounting holes on the tool box and allow the bolts to come all the way through. Add the washer and nut. Tighten the bolts and then put the foam padding back to its place.



The installation has been completed.

